



National Marine Manufacturers Association

nmma.org

ECONOMIC SIGNIFICANCE OF RECREATIONAL BOATING IN NEW YORK

CONGRESSIONAL DISTRICT 11

Number of Recreational Boats*	6,035
Recreational Boating Industry Businesses	36
Total Jobs	787
Annual Recreational Boating-Related Spending	\$40.5 MILLION

TOTAL ANNUAL ECONOMIC IMPACT OF RECREATIONAL BOATING:

\$97.3 MILLION

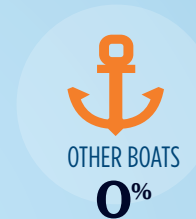

RECREATIONAL BOATS IN NY-11

TOTAL BOATS* ▶ 6,035

REGISTERED BOATS

Power boats	4,683
PWCs	1,064
Sailboats	274
Other Boats	14

HOUSEHOLDS PER BOAT 43.8

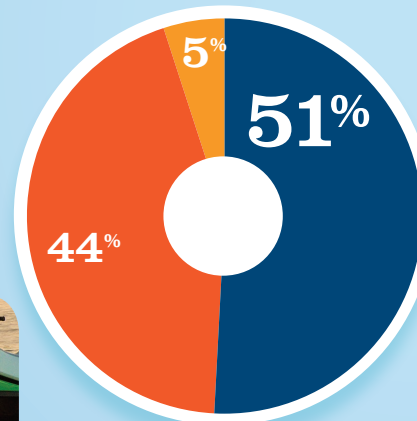


* Total boats are registered boats as reported by states to the USCG.

RECREATIONAL BOATING CREATES JOBS IN NY-11

TOTAL BOATING JOBS ▶ 205

Boat Building	-
Motor / Engine Mfr.	-
Accessory / Supplies Mfr.	10
Dealers / Wholesalers	91
Boat Services	104



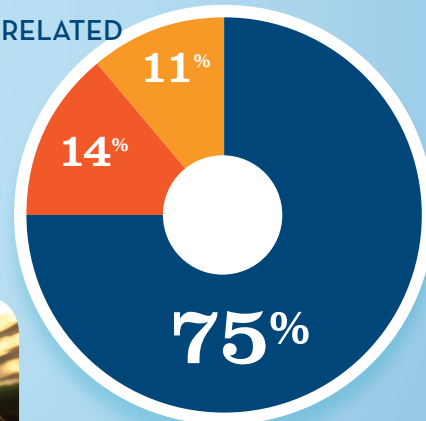
BOAT BUILDING †
MOTOR/ENG. MFR. †
ACC./SUPPLIES MFR.
DLRS/WHOLESALERS
BOAT SERVICES
† 0%



RECREATIONAL BOATING-RELATED BUSINESSES IN NY-11

TOTAL BUSINESSES ▶ 36

Boat Building	-
Motor / Engine Mfr.	-
Accessory / Supplies Mfr.	4
Dealers / Wholesalers	5
Boat Services	27



BOAT BUILDING †
MOTOR/ENG. MFR. †
ACC./SUPPLIES MFR.
DLRS/WHOLESALERS
BOAT SERVICES
† 0%

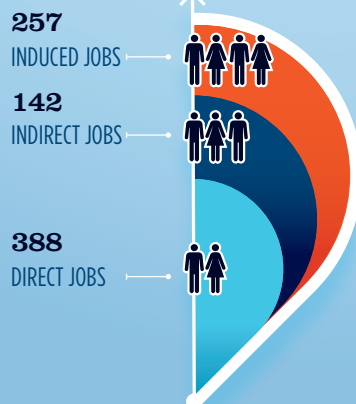


ESTIMATED JOBS IMPACT OF RECREATIONAL BOATING-RELATED SPENDING IN NY-11

EST. TOTAL JOBS ▶ 787

EST. TOTAL LABOR INCOME \$32.7 MILLIONS

Est. Direct Income	\$13.6
Est. Indirect Income	\$7.8
Est. Induced Income	\$11.3



RECREATIONAL BOATING INDUSTRY SALES IN NY-11

Boat Building	\$0.0	\$0.0 MILLION
Motor / Engine Mfr.	\$0.0	\$0.0 MILLION
Accessory / Supplies Mfr.	\$2.3	\$2.3 MILLION
TOTAL MFR. SALES	\$2.3	
Dealers / Wholesalers	\$44.1	\$44.1 MILLION
Boat Services	\$31.0	\$31.0 MILLION
TOTAL RETAIL & SERVICES SALES	\$75.1	

BOAT BUILDING
MOTOR/ENG. MFR.
ACC./SUPPLIES MFR.
DLRS/WHOLESALERS
BOAT SERVICES

Source: NMMA's Center of Knowledge; Recreational Marine Research Center at Michigan State University